

ELPA 6 plus


Item no.: 0060003

theben

Time and light control Staircase time switches

Description

- Zero-cross switching for relay-saving switching and high lamp loads
- Multi-functional device with 10 available functions, set at the front of the device
- Without multi-voltage input
- Switch-off pre-warning (two flashes) optimized for switching LEDs
- Extended function activated via long button press
- Immediate secondary switching (stair light switch) or prematurely switched off (pulse switch with switch-off delay)
- Permanent switch
- Electronic pulse light
- Staircase time switch, electrical
- Terminal layout same as ELPA 8
- Extremely accurate
- Push button input with electronic overload protection
- Automatic 3 or 4 conductor detection (4 conductor with connection for floor lighting, 3 conductor no longer permitted for new systems)



Technical data

	ELPA 6 plus
Operating voltage	230 V AC
Frequency	50 - 60 Hz
Width	1 modules
Installation type	DIN rail
Stand-by consumption	~0.3 W
Glow lamp load	100 mA
Setting range time	0.5 - 20 min
Type of connection	3-/4-conductors
3/4-way conductors	Automatic
Secondary switching	At once
Duty cycle in per cent	100

	ELPA 6 plus
Type of contact	NO contact
Opening width	< 3 mm (μ)
Switching output	Not potential-free (230 V)
Incandescent/halogen lamp load	2600 W
Fluorescent lamp load (conventional) lead-lag circuit	2600 VA
Fluorescent lamp load (conventional) parallel-corrected	1300 W 130 μ F
LED lamp < 2 W	55 W
LED lamp 2-8 W	600 W
LED lamp > 8 W	600 W

Subject to technical changes and misprints

additional information at: www.theben.de/product/0060003

The load data are determined with exemplary selected illuminants and are therefore typical data due to the large number of available products.

ELPA 6 plus

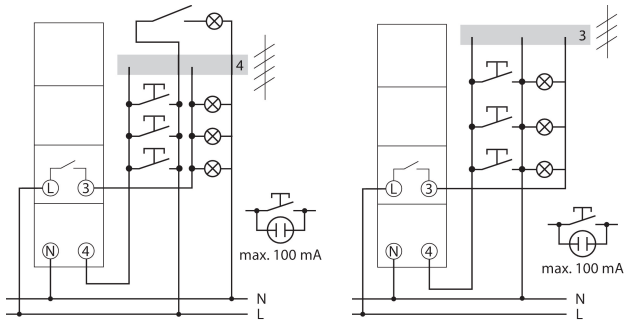
Item no.: 0060003



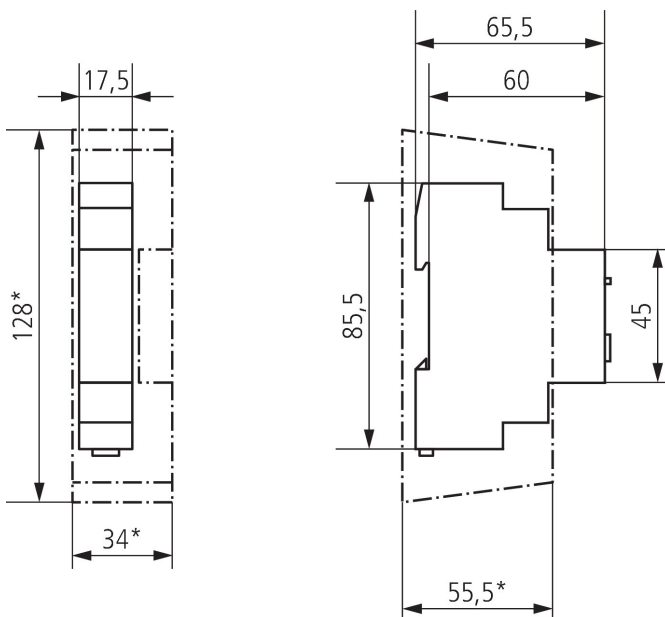
Technical data

ELPA 6 plus		ELPA 6 plus	
Fluorescent lamp load (electronic ballast)	1100 W	Switch-off pre-warning	✓
Fluorescent lamp load (conventional) series-corrected	2600 VA	Multi-voltage input	-
Fluorescent lamp load (conventional) not corrected	2600 VA	Zero-cross switching	✓
Switching capacity	16 AX at 230 V AC, $\cos \varphi = 0.3$, 16 A at 230 V AC, $\cos \varphi = 1$	Test approval	VDE
Inrush current	max. 800 A / 200 μ s	Housing and insulation material	High-temperature resistant, self-extinguishing thermoplastic
Switch for permanent light	✓	Ambient temperature	-25°C ... 50°C
		Protection class	II
		Type of protection	IP 20

Connection example



Scale drawings



Subject to technical changes and misprints

additional information at: www.theben.de/product/0060003

The load data are determined with exemplary selected illuminants and are therefore typical data due to the large number of available products.

02/05/2024

Page 2 of 3

ELPA 6 plus

Item no.: 0060003

theben

Accessories

Wall mounting kit 17,5 mm

Item no.: 9070065



Front panel kit

Item no.: 9070001



Subject to technical changes and misprints

additional information at: www.theben.de/product/0060003

The load data are determined with exemplary selected illuminants and are therefore typical data due to the large number of available products.

02/05/2024

Page 3 of 3