

SELEKTA 170 top2 24V

Item no.: 1704100

theben

Time and light control Digital time switches

Description

- 1 channel
- 56 memory locations
- Astronomical time switch with weekly program
- Astronomical time switch function (automatic calculation of sunrise and sunset times for the whole year)
- Offset for adjusting of sunrise and sunset times
- Position data via coordinates or country/city lists can be programmed
- Fixed ON-OFF switching times can be programmed (e.g. night time interruption)
- Simulation of switching times (calculated astronomical times and programmed ON/OFF switching times)
- Reversible astronomical mode (evenings ON - mornings OFF or evenings OFF - mornings ON) or can be deactivated
- DuoFix spring terminals
- For 2 conductors each
- Wire or strand (with or without wire end sleeve)
- Wire diameter: 0.5 – 2.5 mm²
- Button for releasing plug-in connection
- Text-oriented user guidance in display
- Preset date and time
- fully operable without mains connection
- Interface for OBELISK top2 memory card (PC programming)
- 2. insertable switching program
- Copying programs
- Storing programs
- 10 year power reserve (lithium battery)
- Zero-cross switching for relay-saving switching and high lamp loads (not with 24 V devices)
- Calculated astronomical switching times
- Programmable ON-OFF switching times
- Switching preselection
- Permanent switching ON/OFF
- Integrated operating hour counter
- Reset option
- Service function for monitoring maintenance intervals
- Holiday program
- Display back light (can be turned off)
- PIN coding
- Automatic summer/winter time changeover
- can be deactivated
- Date rule options are already stored for Europe, the USA and other countries
- own date rule options or changeover around set dates are available



Subject to technical changes and misprints

additional information at: www.theben.de/product/1704100

The load data are determined with exemplary selected illuminants and are therefore typical data due to the large number of available products.

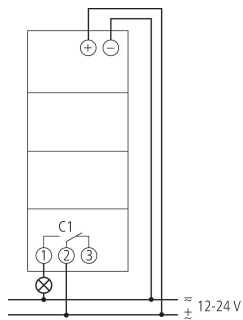
SELEKTA 170 top2 24V

Item no.: 1704100

Technical data

SELEKTA 170 top2 24V		SELEKTA 170 top2 24V	
Operating voltage	12 - 24 V UC	LED lamp 2-8 W	20 W
Frequency	50 - 60 Hz	LED lamp > 8 W	25 W
Width	2 modules	Fluorescent lamp load (electronic ballast)	180 VA
Installation type	DIN rail	Switching capacity min.	ca. 10 mA
Type of contact	Changeover contact	Shortest switching times	1 min
Switching output	Phase-independent	Time accuracy at 25 °C	typical $\pm 0,25$ s/day (quartz)
Opening width	< 3 mm (μ)	Time basis	Quartz
Program	Weekly program, Astronomical program	Stand-by consumption	~ 0.2 W
Program functions	ON-OFF	Memory card supplied	-
Number of channels	1	Type of connection	DuoFix spring terminals
Number of memory locations	56	Display	LCD
Power reserve	10 years	Keyboards	4 touch buttons
Switching capacity at 250 V AC, $\cos \varphi = 1$	16 A	Housing and insulation material	High-temperature resistant, self-extinguishing thermoplastic
Switching capacity at 250 V AC, $\cos \varphi = 0,6$	2 A	Type of protection	IP 20
Incandescent/halogen lamp load	1400 W	Protection class	II according to EN 60 730-1
Energy saving lamps	30 W	Voltage	12-24 V UC
LED lamp < 2 W	6 W	Ambient temperature	-30°C ... 55°C

Connection example



Subject to technical changes and misprints

additional information at: www.theben.de/product/1704100

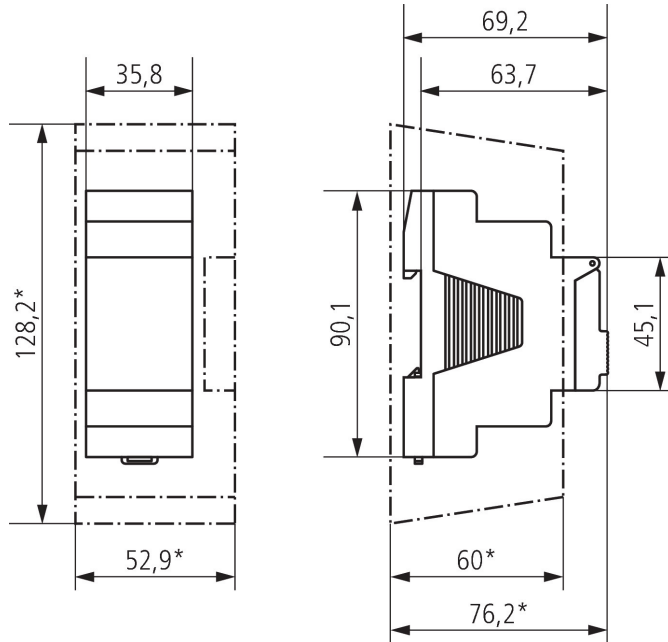
The load data are determined with exemplary selected illuminants and are therefore typical data due to the large number of available products.

SELEKTA 170 top2 24V

Item no.: 1704100



Scale drawings



Accessories


Wall mounting kit 35 mm
Item no.: 9070064



PC set OBELISK top2/3
Item no.: 9070409



Memory card OBELISK top2
Item no.: 9070404



Front panel kit
Item no.: 9070001



Subject to technical changes and misprints

additional information at: www.theben.de/product/1704100

The load data are determined with exemplary selected illuminants and are therefore typical data due to the large number of available products.